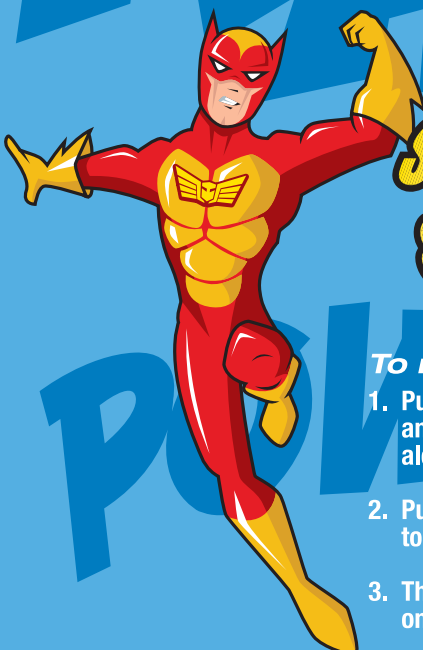



# DESIGN YOUR OWN SUPERHERO COSTUME!



*Use this side to  
design your own  
Superhero Mask  
and Cuffs*








## **SUPERHERO MASK & POWER CUFFS**

*To make your 3D Superhero Mask:*

1. Push out the mask including eyeholes and cord holes and fold the tabs along the creases.
2. Push tabs behind the mask front to give a 3D face shape and secure with tape.
3. Thread cord or elastic through the holes on the sides and tie to your head.





**KAPOW!!**

**To fit your Superhero Cuffs:**

1. Push out the cuffs.
2. Fit a cuff around your wrist and push the tabs through the slots to secure.
3. Repeat with your other wrist.

